


Magic Tower

Manual



German

English

France

**Manual of Magic Animation Panel
Version 0.9
Expenditure 01/2009
Typ: Magic Animation Panel 128**

This manual is a component of the device and must be available for the operating staff any time. The security tips contained in it are to be followed. With a resale of the device, the manual is always to be provided.

Translation

By delivery in the countries of the EWR's the manual is to be translated accordingly into the language of the user's country. Should appear in the translated text Discrepancies the original manual is to be pulled up (in German) for the help or to contact the manufacturer.

Copyright

Passing on as well as duplication of this document, utilisation and communication of his contents into three parts are forbidden, untill expressly permits. Offences oblige to compensation.

All rights are left to the company Magic Event- & Medientechnik GmbH.

Table of contents

1. SECURITY TIPS	4
1.1 DESIGNATED USE.....	5
1.2 TRANSPORT AND PACKAGING.....	6
1.3 TALK OF THE DEVICES	6
1.4 SCOPE OF SUPPLY	6
2. FUNCTIONAL OVERVIEW	7
2.1 DIMENSION	7
2.3 ARTNET SWITCH	8
3. INSTALLATION.....	9
3.1 INSTALLATION/MONTAGE DER GERÄTE.....	9
3.2 NET ELECTRICITY	9
3.3 DMX.....	10
4. OPERATING FIELD.....	12
4.1 OPERATING ELEMENTS / ANNOUNCEMENTS	12
BLOCK 2- IP STATUS	13
BLOCK 3- ETHERNET STATUS	13
5. TECHNICAL DATES	14
6. SERVICE	15
7. GUARANTEE	15
8. CONFORMANCE EXPLANATION.....	16
9. RISK TIPS	17
9.1 FAILURE RISK	17
9.2 INTRODUCTION RISK.....	17
9.3 COMPANY RISK	17
9.4 ABUSE RISK.....	17

1. Security tips



Care! Protect attention device against humidity and moisture



Peruse before the first commissioning to own security these operating instructions carefully!

All people who deal with the installation, commissioning, service, servicing and maintenance of this machine have to

- be qualified accordingly
- exactly notice these operating instructions
- look at the operating instructions as a share of the product
- transmit the operating instructions to every following owner or user of the product

The following symbols are used in this manual to point out you to special security information.



Danger! Security risk. Danger material breaches or mortal danger.



Care! If they read the manual before the installation, Commissioning or repair.



Danger! High voltage. Mortal danger. Considerable injury danger.



Warning! Danger of fire.



Warning! Injury danger of the eyes. Protective glasses wear.



Warning! LED product of the class MK II. Avoid direct eye contact with the beam of light less than 40 cm of distance. Do not look longer time from short distance in the beam of light. Use no optical instruments for the consideration of the beam of light.

1.1 Designated Use



With the acquired product it concerns a professional lighting effect LED. This serves as a single luminous property in every kind of event or with corresponding equipment, as a combination of luminous property and static element, or as a bearer for other machines. It may be used moreover only original Magic animation Panel equipment.

The operating instructions and the statics are to be noticed, in any case!

This product is admitted only for the commercial application. The use in households is inadmissible.

Considerable injury dangers, like mortal danger can be caused in not correct use of the product by fire, electric blows and falls by additional modules.



Read these instructions before you the product instal, start running or repair.

Obey the security tips and follow everybody in these instructions or on the product to given warnings. If you have questions for the sure application of this product, turn please to the Magic animation Panel producers.

1.2 Transport and packaging



The Magic animation Panel is offered, according to number of pieces, in different packaging. Please, notice, in any case, the accordingly added packaging information! On account of the high weight the raised risk of injuries exists here. Also is able by improper talking which are affected sensitive surface of the animation Panels.

1.3 Talk of the devices



Please, follow, on this occasion, the tips located in the respective packaging.

1.4 Scope of supply

In the scope of supply of the Magic animation Panels is:

1x Magic Animation Panel

1x Powercon- Cable

1x Manual

2. Functional overview

The Magic animation Panel orders more than 128 pixels RGBW LED. Each of these pixels allowed by rules of the brightness of 3 basic paints for DMX 512 the representation of 16.7 million paints. The white LEDs are automatically calculated by an intelligent algorithm. Thus the beaming white is allowed to one, to the other the energy consumption sinks with compound colours.

The mechanical state of the animation Panels enables to connect several Panele waagrecht as well as vertically with each other to reach a nearly arbitrarily big representation surface.

Details in sting points:

- - 2-metre light height; 2,105-metre whole
- - 150 watts of LED performance, with 2048 LEDs
- - Native resolution with 128 LED segments, Fully able of RGB
- - Pixel distance 12.5 cm
- - White comparison
- - Integrated, microprocessor-steered gamma correction
- - Date reception for DMX 512 or kind net
- - Suited for TV by special control of the LEDs
- - Develops and produces in Germany

2.1 Dimension

The Magic animation Panel has a usable area of precisely 200 x 100 cm.

2.3 Artnet Switch*

Optionally the Magic animation Panel can be also delivered with an already integrated kind net Switch. Then here a total of 4 equal free network ports which are led on Neutrik RJ45 Steckverbindungen are available.

3. Installation

3.1 Installation/Montage der Geräte



The Magic animation Panel is a very adaptable machine. Thus any orders from a large amount of Panels can be assembled.



Nevertheless, it is a matter always of noticing: It may never again become flown as 5 Panels together. The load in the upper connection flaps may never exceed 200 kg!

You find application examples on the Internet site www.magic-led.de.

3.2 Net electricity

The machine is delivered Normally with a 1.5-metre-long Powerconkabel. The connected loads under the point, technical dates' must be absolutely kept!




The electric security and the function of the machine is guaranteed only if it is linked up to an according to the rules installed protective manager's system. It is very important that this basic security condition exists. Check up in the case of doubt the electric installation by an expert. The manufacturer cannot be held responsible for damages which are caused by a being absent or discontinuous protective manager! Use the machine only in completely assembled state, so that no electric prefabricated parts can be touched. (Mortal danger 230V)

If you have noticed the performed points, are able to do the machines pocket, or from an expert allow to link up to the net.

According to country it can seem that the net management must be provided with a Steckverbindung fitting to your distribution. Use only plug with protective contact and an allowed long-term electricity from min 10A.

Instal the plug according to the payments of the plug manufacturer.

Vein paint	Meaning	Symbol	Screw paint (USA)
Brown	Phase	L	yellow or metallicly
blue	Zero carrier	N	silver
yellow/ green	Protective earth		green

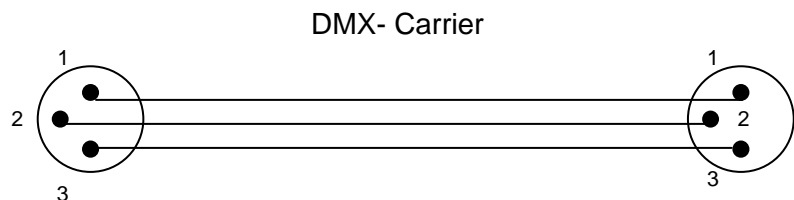
3.3 DMX

Plug occupancy:

Pin 1: Ground

Pin 2: DMX +

Pin 3: DMX -



The wiring DMX (signal / data lines) should be cabled with a 2-pole cable incl. screening. The plugs and sockets are led away as a 3-pole XLR connection from the machine.

Now the date signal from the controller, with the DMX cable is led, to the first Magic animation Panel. From this then second et cetera.

3.4 Artnet

The machine was developed to correspond the kind net specifications. These are fixed defined loudly, kind net II Protocol release 1.4, Document audit 1.4af 9/10/07'.

In addition to these specifications the machine special SYNC-mode owns. To be able to pursue synchronically a big number of Magic animation Panels, the date acquisition DMX must follow precisely at the same time. This mode is not a share of the kind net of protocol. The Sync mode is automatically activated by the Magic animation Panel, as soon as such a package was received.

4. Operating field

4.1 Operating elements / Announcements

The Magic animation Panel gets by with only one operating element. With this tracer one can switch over between both stand kinds IP-of address areas.

Is always preset:

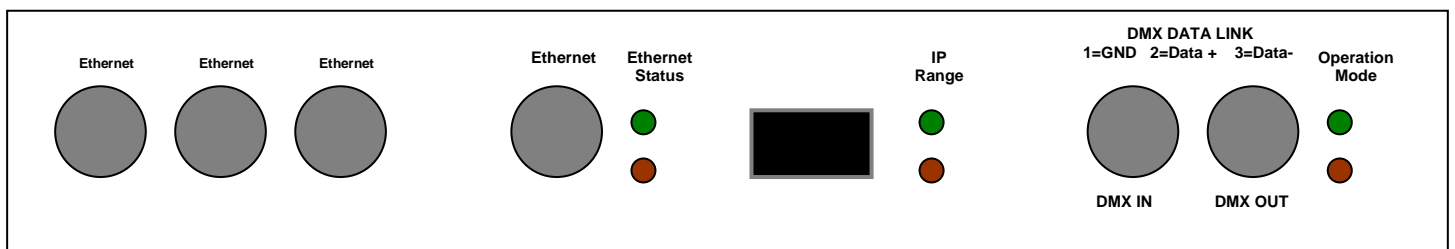
2.0.0. xxx (kind net stand kind of area)

192.168.0.xxx (User-defined area)

The last place of the address IP is automatically generated from the MAC address.











All other settings are carried out on the network, for example, with the software, 'DMX-of Workshop' by Artistic Licence.

If the tracer is pressed for more than 2 seconds, the Magic animation Panel on plant settings is put back.









Every Magic animation Panel is equipped with three duplicates LED-announcements. The first block informed about the company mode, second about the address area IP, and third about the network status.





Block 1- Company mode:

 	Green slowly gleaming	No date entrance
 	Green quickly gleaming	DMX 512 dates will conceive
 	No LED	No electricity supply
 	Red quickly gleaming	Kind net dates will conceive
 	Red quickly gleaming, green in	Kind net dates will receive, Sync mode actively

Block 2- IP Status

 	Red in	2.0.0. xxx area actively
 	Green in	10.0.0.xxx area aktively
 	Both LEDs in	Custom IP is used

Block 3- Ethernet Status

 	Red in gleaming	If an existing connection registers
 	Red & green flashes	If data transfer registers

5. Technical dates

Weight:	35 kg
Whole height:	200cm
Total width:	100cm
Mains connection:	- 85- 265V AC bei 47- 63 Hz - 120-375V DC
Electricity admission:	mA/ 150 Watt
Einschaltstrom:	60A
LED-performance:	145 Watt bei 25°C
Refreshrate	40 Hz min
Pixel distance:	125mm
Ethernet:	10 BaseT Full Duplex, straight
Max Umgebungstemperatur:	40°C

6. Service

7. Guarantee

The guarantee for this machine amounts 2 years. She encloses the free removal of the shortages which are not to be led back provably on the use of flawless material or factory defects.

- The guarantee goes out:
- by changes and repair attempts in the machine
- by high-handed change of the circuit
- Damages by interventions of foreign people
- Damages by nonobservance of the operating instructions and the connection plan
- Damages by environmental factors
- Connection with a wrong tension or electricity kind
- False service or damages by negligent treatment or abuse
- Loss of the product by theft

8. Conformance explanation

The assembly is mikroprozessorgesteuert and uses high frequency (16 MHz Quartz). The machine became in our laboratory according to EN55022B and IEC65 / 144 checked. So that the qualities of the machine are preserved concerning the Ce conformance (management-engaged and field-controlled sturgeon radiation), it is necessary that to the connection always properly guarded management (preferentially AES EBU cable or network cable CAT5, shielded) comes to the application and the Schirmung is correctly linked up.



The machine is an unleaded to RoHS.

9. Risk tips

They have acquired a technical article. According to the stand of the technology the following risks cannot be excluded:

9.1 Failure risk

The device can be partial any time without advance warning or entire. Lower failure likelihood is accessible by redundant system construction.

9.2 Introduction risk

The installation platinum must be connected according to the product documentation to foreign systems as well as be configured. These works may be carried out only by the experienced specialist staff which have read the documentation and have understood.

9.3 Company risk

Changes or special working conditions of the connected systems, as well as concealed defects of our devices, can also lead within the operation duration to disturbances or failures.

9.4 Abuse risk

Every not designated use can cause unpredictable risks and is prohibited therefore.

The application of the devices in uses where the security depends on people of their function is prohibited.